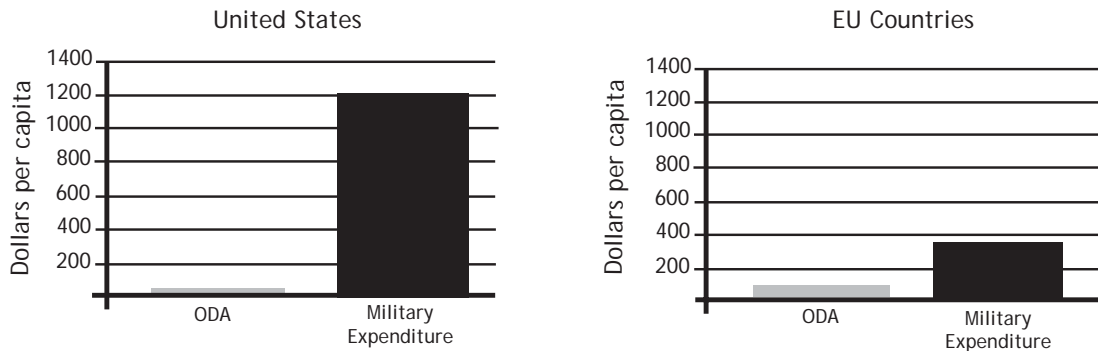
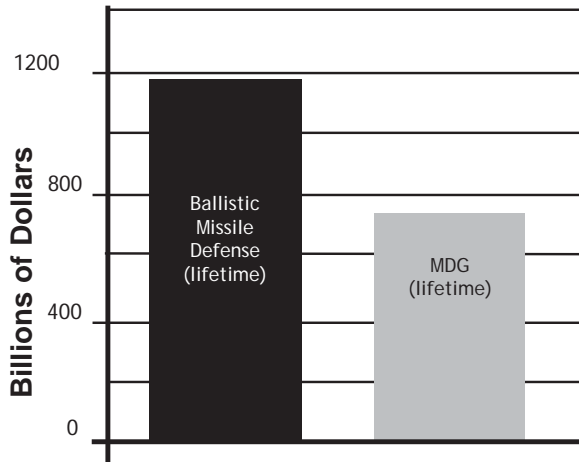


In 2003, the world spent more than \$900 billion on its militaries, with the US contributing nearly 50% of the total. World military expenditure in one year is greater than would be required to fulfill the Millennium Development Goals in 11 years. If **10% of world** military expenditure, or **20% of US** military expenditure, were diverted yearly, the **MDG could be fully funded.**<sup>1,2</sup>

## Aid vs. Military Expenditure



In 2002, the US spent \$1,217 per capita on its military and \$46 per capita on Official Development Assistance (ODA); **only 23% of US ODA went to least developed nations.** For every 25 dollars spent on the US military, approximately one dollar is given in ODA, with 23 cents for those most in need. For a comparison of how other societies weigh these priorities, we can look at the European Union. The EU countries spent \$358 per capita on their militaries and \$61 per capita on ODA in 2002, 32% of which went to least developed nations.<sup>3</sup>

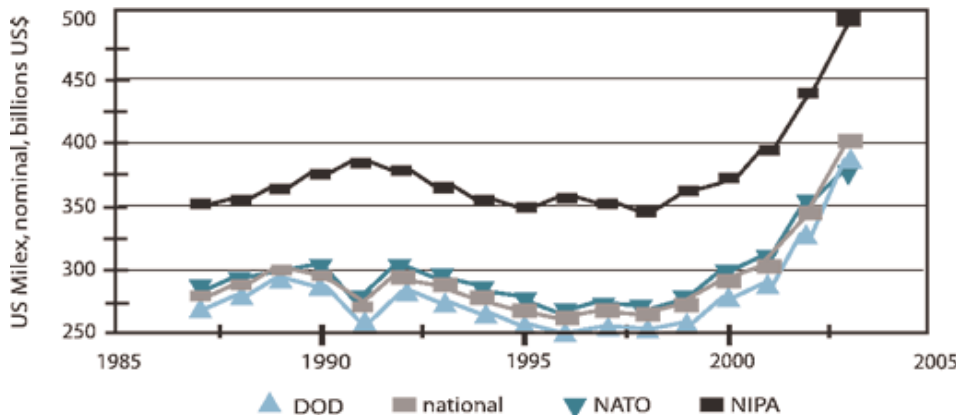
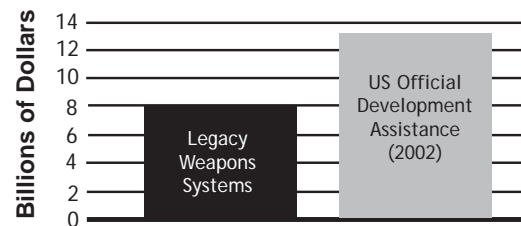


### BMD vs. MDG

If the US proceeds with plans to build a multi-layered Ballistic Missile Defense system, lifetime costs could reach **\$1.2 trillion dollars**. Many experts believe such a system could be circumvented with cheap countermeasures, and that it may renew the arms race. For **less than two-thirds** of the cost of a ballistic missile defense system, the US could fully fund the entire Millennium Development program.<sup>4</sup>

### Still Fighting The Cold War

The US currently spends **\$8.1 billion yearly** on three Cold War “legacy” systems: the F/A-22 Raptor fighter, the Virginia-class submarine, and the DDX destroyer. These systems were conceived to combat superpowers, such as the Soviet Union, and are not useful to counter today’s threats. If the US canceled these programs and diverted the funds to OAD, OAD could be **60% higher yearly**.<sup>5</sup>



### And That’s Not All

Maintaining the US military is even more expensive than the above figures indicate. US military expenditure, as tracked by the National Income and Product Accounts (NIPA), which provide more comprehensive data, was **\$100 billion higher** in 2003 than DoD budget figures suggest.<sup>6</sup>

#### Sources:

1. Stockholm International Peace Research Institute. [http://first.sipri.org/non\\_first/result\\_milex.php](http://first.sipri.org/non_first/result_milex.php)
2. *The Costs of Attaining the Millennium Development Goals*, World Bank. <http://www.worldbank.org/html/extdr/mdgassessment.pdf>
3. United Nations Development Programme. [http://pooh.undp.org/maindiv/hdr\\_dvpt/statistics/data/rc\\_select.cfm](http://pooh.undp.org/maindiv/hdr_dvpt/statistics/data/rc_select.cfm)
4. *The Full Costs of Ballistic Missile Defense*, ECAAR/Center for Arms Control and Non-Proliferation. <http://www.armscontrolcenter.org/nmd/fullcost.pdf>
5. *A Unified Security Budget For The United States*, Foreign Policy In Focus/Center for Defense Information. <http://www.fpiif.org/pdf/defensereport/fulltext.pdf>
6. Brauer, Jürgen, *United States Military Expenditure*. Speech/Paper for TOES Conference Brunswick, GA, 8-10 June 2004. <http://www.aug.edu/%7Esbajmb/paper-Brunswick.pdf>